

# Specification of Thermoelectric Module

## TEC1-07125

### Description

The 71 couples, 40 mm × 40 mm size module which is made of selected high performance ingot to achieve superior cooling performance and greater delta T up to 70 °C, designed for superior cooling and heating up to 100 °C applications. If higher operation or processing temperature is required, please specify, we can design and manufacture the custom made module according to your special requirements.

### Features

- No moving parts, no noise, and solid-state
- Compact structure, small in size, light in weight
- Environmental friendly
- RoHS compliant
- Precise temperature control
- Exceptionally reliable in quality, high performance

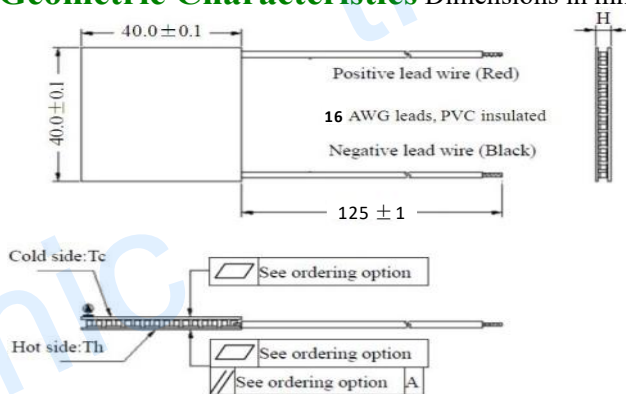
### Application

- Food and beverage service refrigerator
- Portable cooler box for cars
- Liquid cooling
- Temperature stabilizer
- CPU cooler and scientific instrument
- Photonic and medical systems

### Performance Specification Sheet

Th (°C)	27	50	Hot side temperature at environment: dry air, N <sub>2</sub>
DT <sub>max</sub> (°C)	70	79	Temperature Difference between cold and hot side of the module when cooling capacity is zero at cold side
U <sub>max</sub> (Voltage)	8.9	9.6	Voltage applied to the module at DT <sub>max</sub>
I <sub>max</sub> (amps)	24.5	24.5	DC current through the modules at DT <sub>max</sub>
Q <sub>Cmax</sub> (Watts)	137.2	149.9	Cooling capacity at cold side of the module under DT=0 °C
AC resistance (ohms)	0.28	0.30	The module resistance is tested under AC
Tolerance (%)	± 10		For thermal and electricity parameters

### Geometric Characteristics Dimensions in millimeters



### Flatness/ Parallelism Option

Suffix	Thickness (mm)	Flatness/ Parallelism (mm)	Lead wire length(mm) Standard/Optional length
TF	0:3.4 ± 0.1	0:0.08/0.08	125±1/Specify
TF	1:3.4 ± 0.03	1:0.03/0.03	125±1/Specify

Eg. TF00: Thickness 3.4 ± 0.1 (mm) and Flatness 0.03/0.03 (mm)

### Manufacturing Options

#### A. Solder:

1. T100: BiSn (Tmelt=138°C)
2. T200: CuAgSn (Tmelt = 217°C)
3. T240: SbSn (Tmelt = 240°C)

#### B. Sealant:

1. NS: No sealing (Standard)
2. SS: Silicone sealant
3. EPS: Epoxy sealant

#### C. Ceramics:

1. Alumina (Al<sub>2</sub>O<sub>3</sub>, white 96%)
2. Aluminum Nitride (AlN)

#### D. Ceramics Surface Options:

1. Blank ceramics (not metalized)
2. Metalized

### Naming for the Module

TEC1-07125- X-X-X-X



TEC1-07125-T100-NS-TF01-AIO

T100: BiSn (Tmelt=138°C)

NS: No sealing

AIO: Alumina, white 96%

TF01: Thickness ± 0.1 (mm) and Flatness/ Parallelism 0.025/0.025 (mm)

**Creative technology with fine manufacturing processes provides you the reliable and quality products**

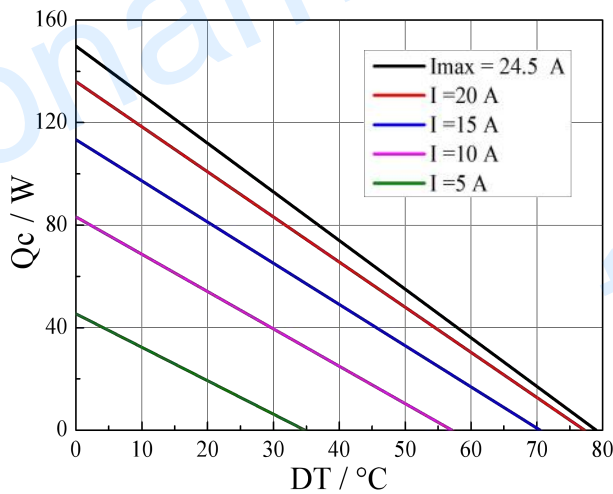
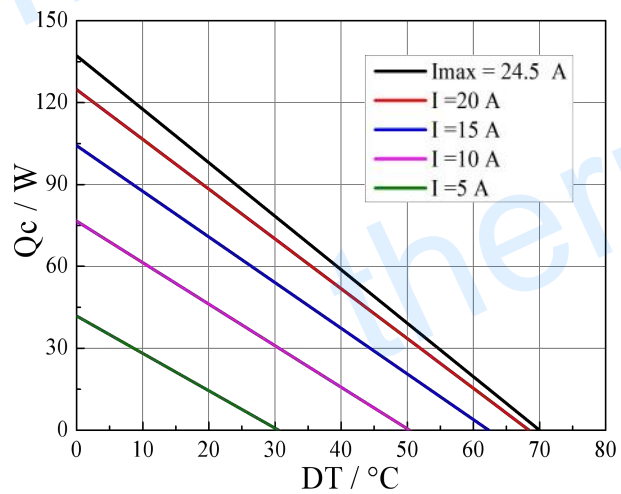
Tel: +86-791-88198288 Fax: +86-791-88198308 Email: [sales@thermonamic.com.cn](mailto:sales@thermonamic.com.cn) Web Site: [www.thermonamic.com.cn](http://www.thermonamic.com.cn)

# Specification of Thermoelectric Module

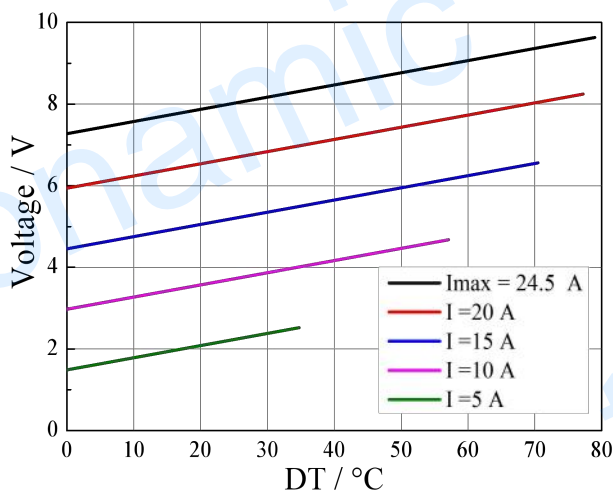
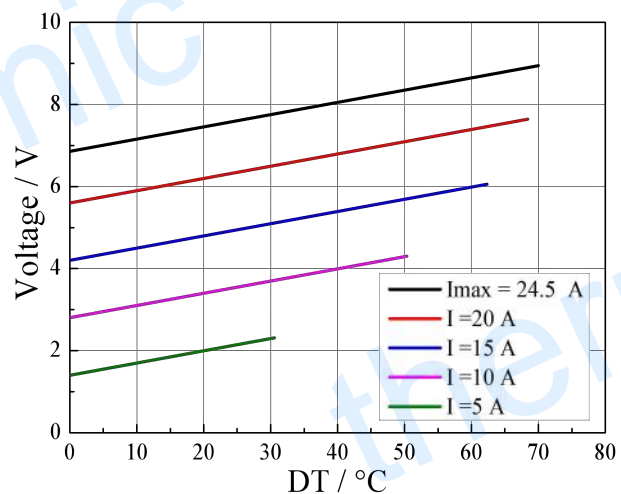
**TEC1-07125**

## Performance Curves at Th=27 °C

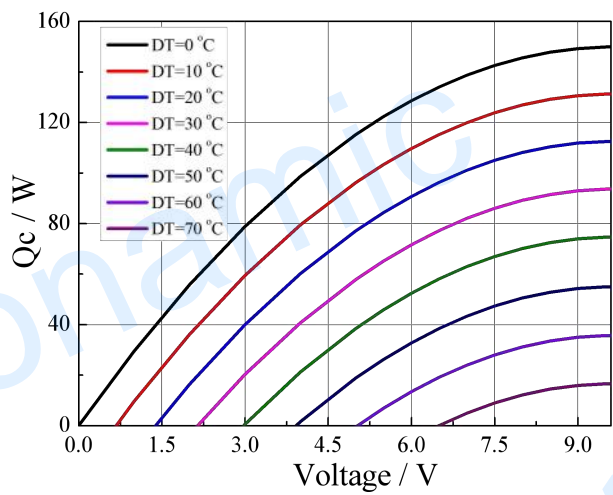
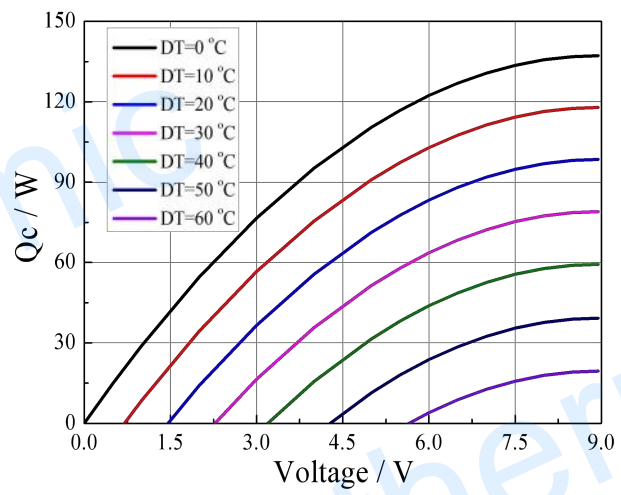
## Performance Curves at Th=50 °C



Standard Performance Graph  $Q_c = f(DT)$



Standard Performance Graph  $V = f(\Delta T)$

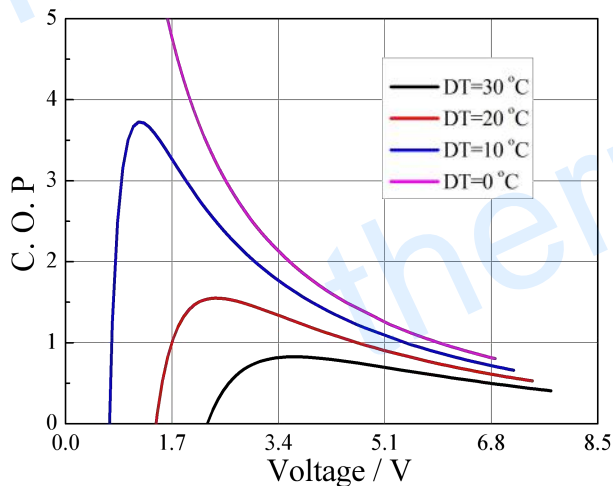


Standard Performance Graph  $Q_c = f(V)$

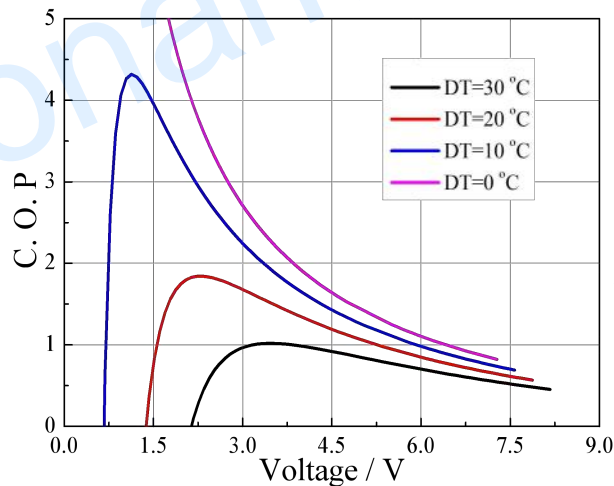
## Specification of Thermoelectric Module

TEC1-07125

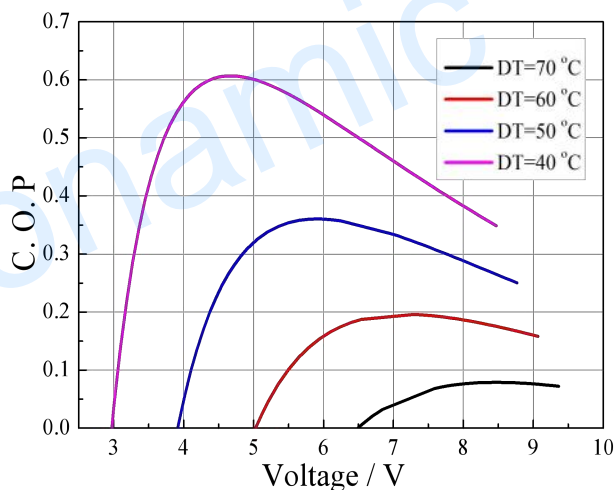
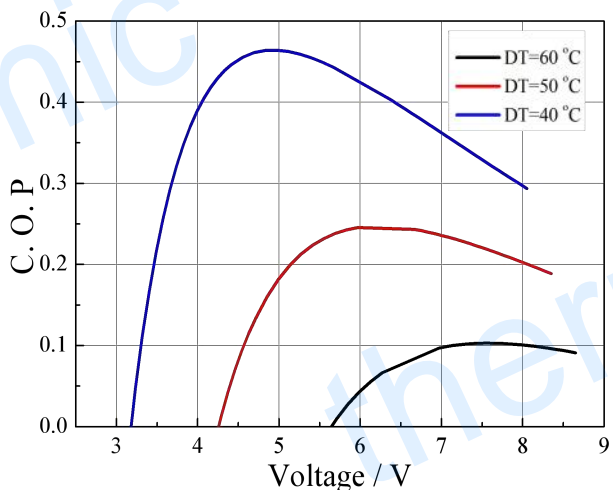
### Performance Curves at $T_h=27\text{ }^\circ\text{C}$



### Performance Curves at $T_h=50\text{ }^\circ\text{C}$



Standard Performance Graph COP = f(V) of  $\Delta T$  ranged from 0 to  $30\text{ }^\circ\text{C}$



Standard Performance Graph COP = f(V) of  $\Delta T$  ranged from 40 to  $60/70\text{ }^\circ\text{C}$

Remark: The coefficient of performance (COP) is the cooling power  $Q_c$ /Input power ( $V \times I$ ).

### Operation Cautions

- Attach the cold side of module to the object to be cooled
- Attach the hot side of module to a heat radiator for heat dissipating
- Storage module below  $100\text{ }^\circ\text{C}$
- Operation below  $I_{\max}$  or  $V_{\max}$
- Work under DC